

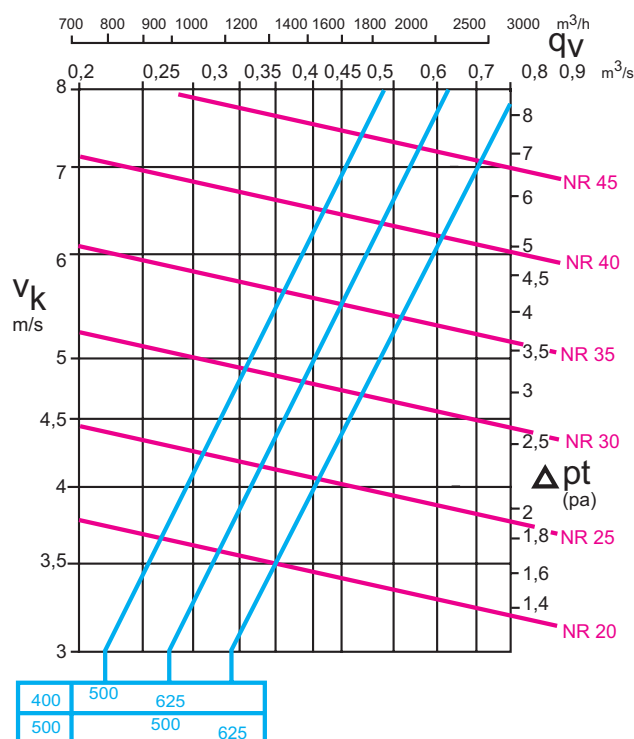
## EXHAUST GRILLE WITH FILTER FRAME

### AH710/770/780

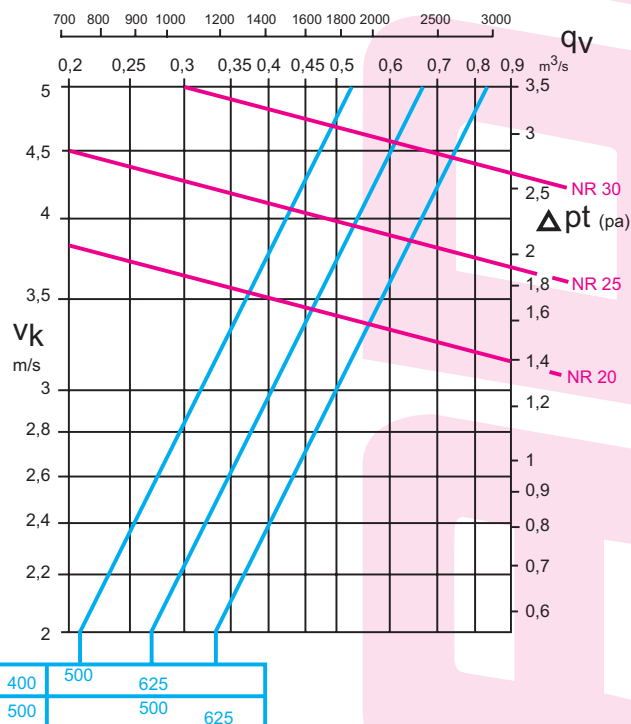
### FH711/771/781

#### Selection diagram - exhaust

AH710  
FH711

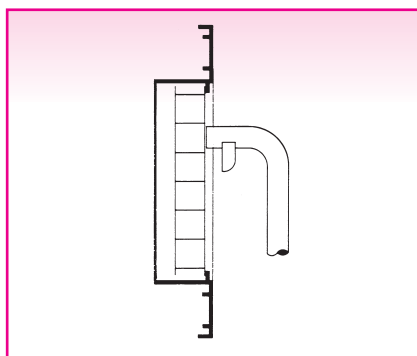


AH770/AH780  
FH771/FH781



Note: for selection diagram of FH371, see p. 2 181

#### Air flow rate measurements- exhaust



Velometer jet 2220 A or 6070

A <sub>k</sub> - values (m²)			
	H	L	
		500	625
A-710	400	0,073	0,092
	500	0,092	0,116
A-780	400	0,106	0,133
	500	0,133	0,168