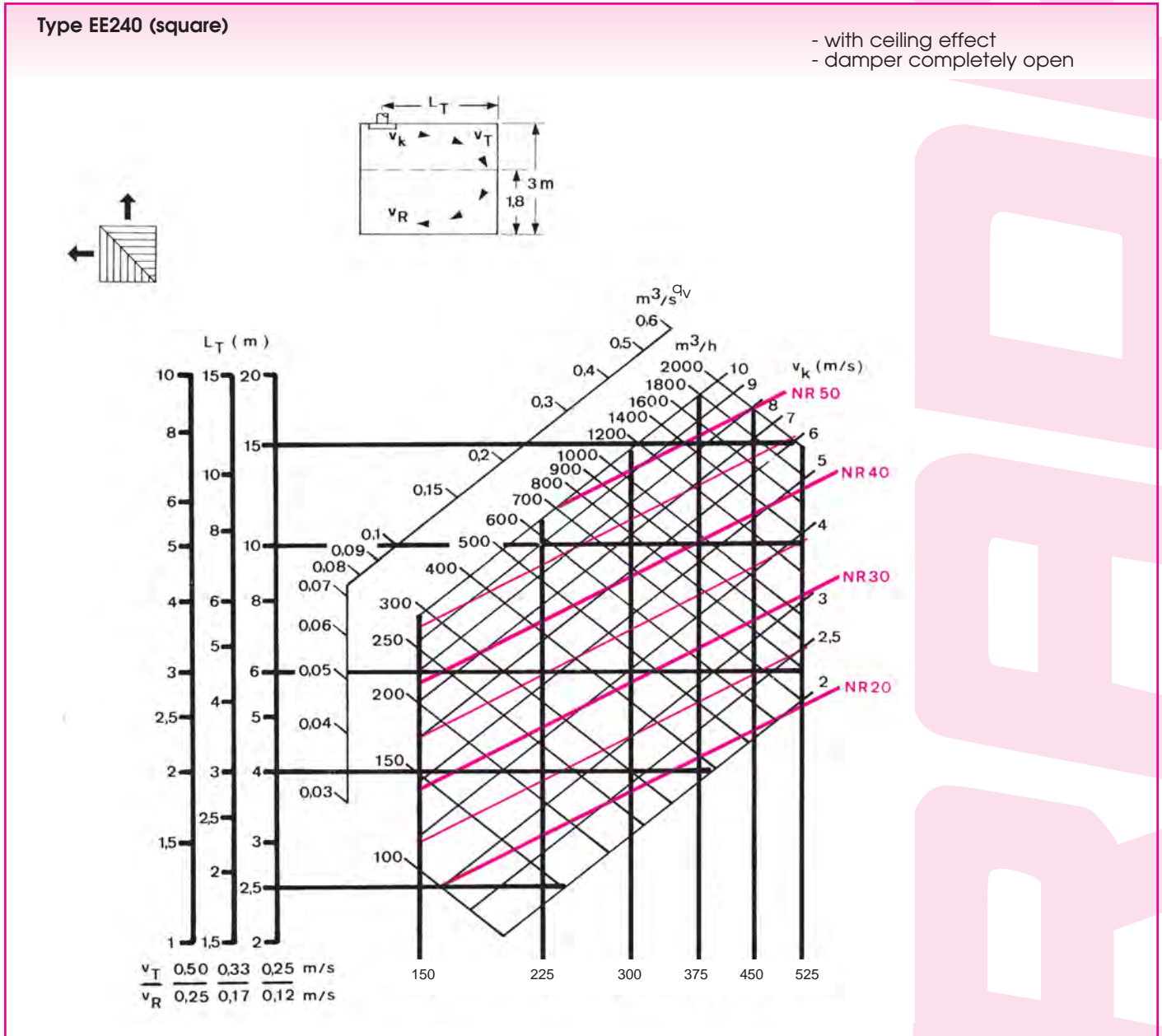
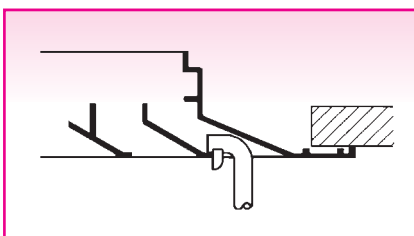


**MULTIDIRECTIONAL DIFFUSER
EE200**

Selection diagram- supply



Air flow rate measurement-supply



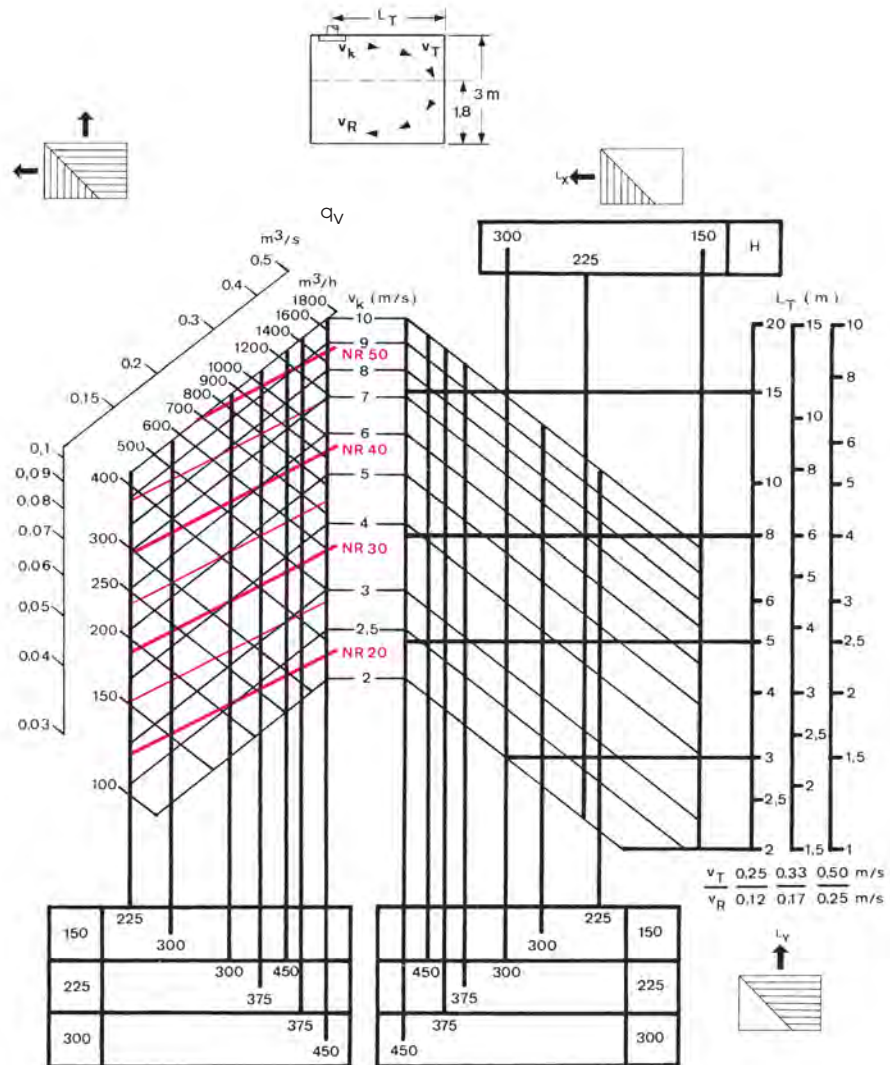
Velometer jet: 2220 A or 6070

A_k -values (m ²)						
Size	150	225	300	375	450	525
A_k	0,008	0,018	0,032	0,050	0,071	0,097

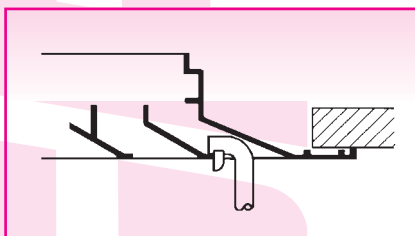
Selection diagram - supply

Type EE240 and EE260 (rectangular)

- with ceiling effect
- damper completely open



Air flow rate measurement - supply



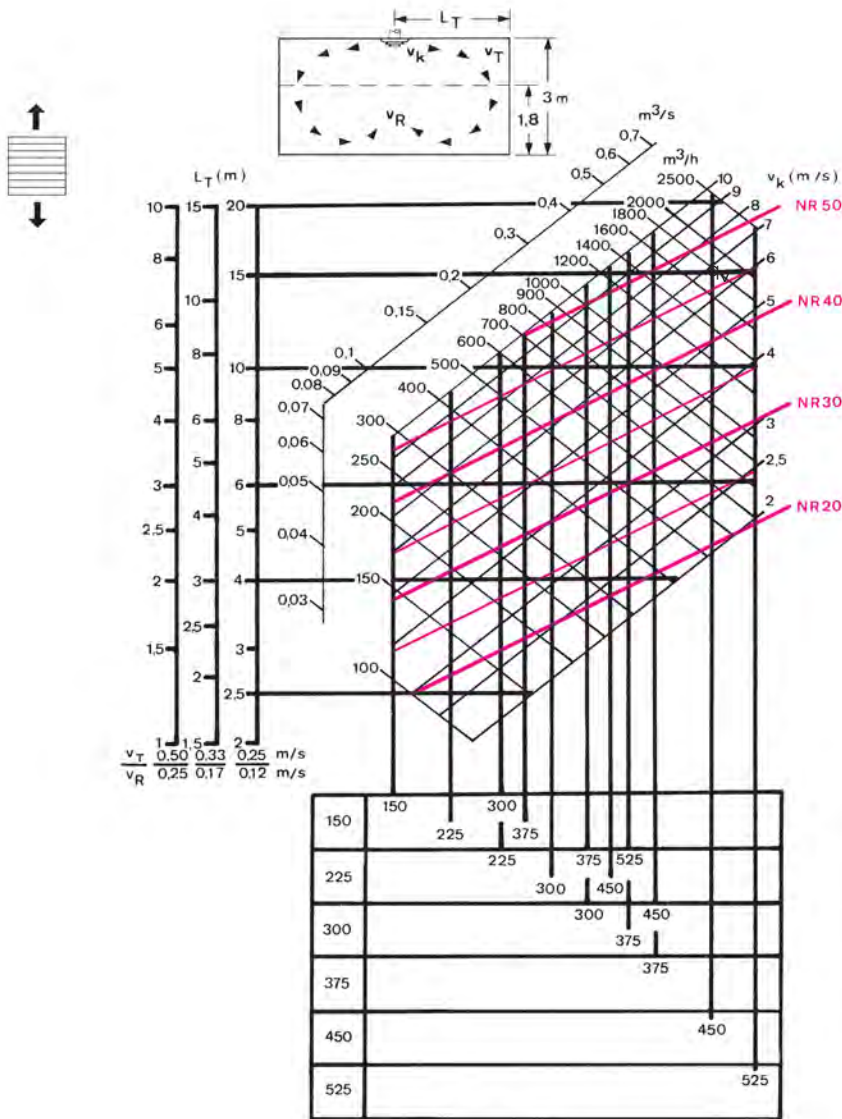
Velometer jet: 2220 A or 6070

H (mm)	Ak-values (m ²)			
	L (mm)			
	225	300	375	450
150	0,012	0,016	—	—
225	—	0,024	0,030	0,036
300	—	—	0,039	0,047

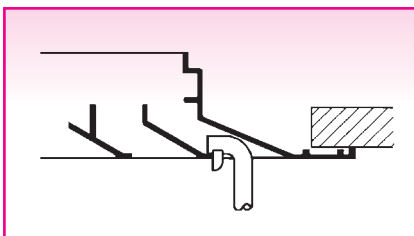
Selection diagram - supply

Type EE220 and EE200

- with ceiling effect
- damper completely open



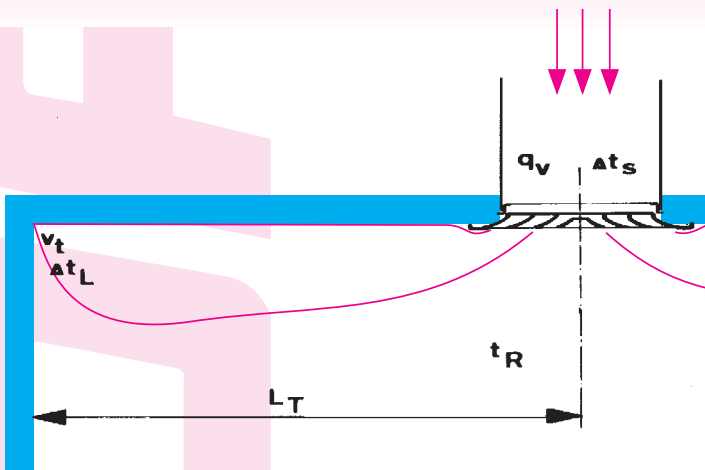
Air flow rate measurement-supply



Velometer jet: 2220 A or 6070

H (mm)	A_K - values (m ²)					
	L (mm)					
	150	225	300	375	450	525
150	0,008	0,012	0,016	0,020	-	-
225	-	0,018	0,024	0,030	0,036	0,041
300	-	-	0,032	0,039	0,047	-
375	-	-	-	0,049	-	-
450	-	-	-	-	0,071	-
525	-	-	-	-	-	0,097

Example



Selection data:

- Air flow rate $q_v = 400 \text{ m}^3/\text{h}$
- Throw $L_T = 4 \text{ m}$ at $v_T = 0,33 \text{ m/s}$

Solution:

- EE240 (square) size $300 \times 300 \text{ mm}$
- Supply air velocity $v_k = 3,5 \text{ m/s}$
- Noise level NR 28
- Total pressure loss with damper 100 % open: $\Delta p_t = 7,2 \text{ Pa}$.

Selection data:

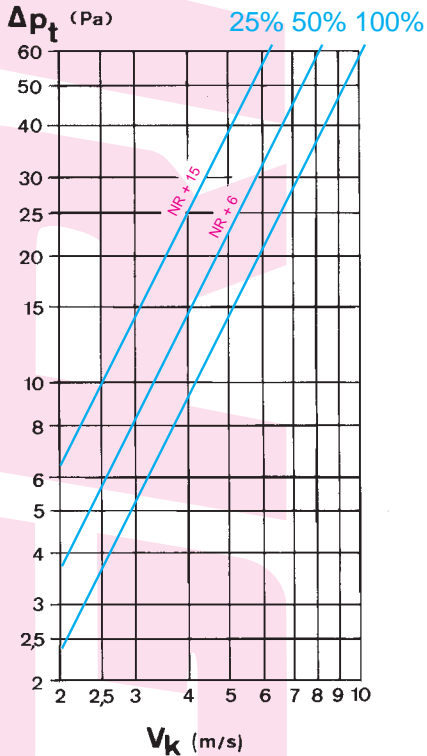
- Air flow rate $q_v = 380 \text{ m}^3/\text{h}$
- Throw $L_T = 2,5 \text{ m}$ (in X direction)
- $L_T = 4,3 \text{ m}$ (in Y direction)
- at $v_T = 0,33 \text{ m/s}$

Solution:

- EE240 (rectangular) $450 \times 225 \text{ mm}$ (L x H)
- Supply air velocity $v_k = 3 \text{ m/s}$
- Noise level NR 25
- Total pressure loss with damper 100 % open: $\Delta p_t = 5,3 \text{ Pa}$.

Pressure loss

with damper type ..7



Induction and temperature quotient with ceiling effect

