

Environmental report 2022

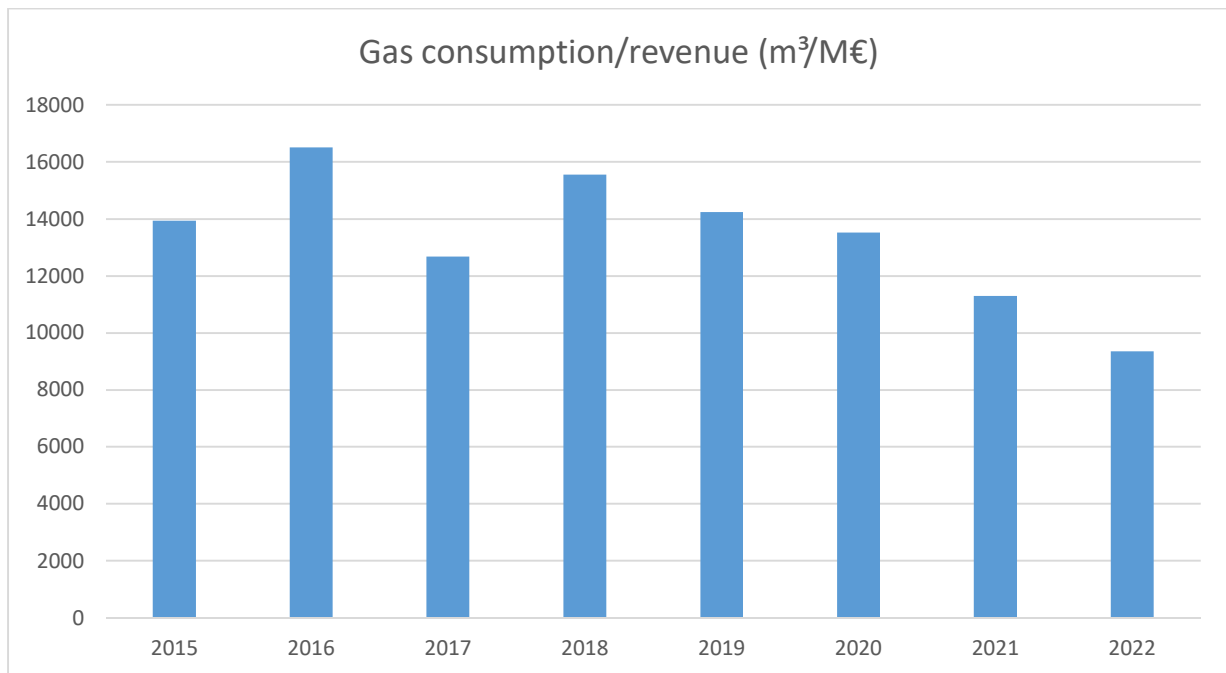
Inhoud

1. Direct emissions	3
1.1 Natural gas.....	3
1.2 Fuel oil	4
1.3 GHG scope 1.....	5
2. Indirect emissions	6
2.1 Electricity consumption.....	6
3. Water.....	7
4. Waste	8
4.1 General waste	8
4.2 Metals.....	8
4.3 Wastewater	8

1. Direct emissions

1.1 Natural gas

Natural gas is mainly used for powder coating and to a lesser extent for heating the factory. Since the required amount of natural gas depends on the amount of painted parts, we will show this in function of the revenue.



Historic actions:

Reduce start-ups where possible.

Planned actions:

Alternative heating for cleaning the baths of the powder coating line.
Introduce some 'low bake' powder coatings to reduce the baking temperature.

Target:

2030: 8 000m³/M€

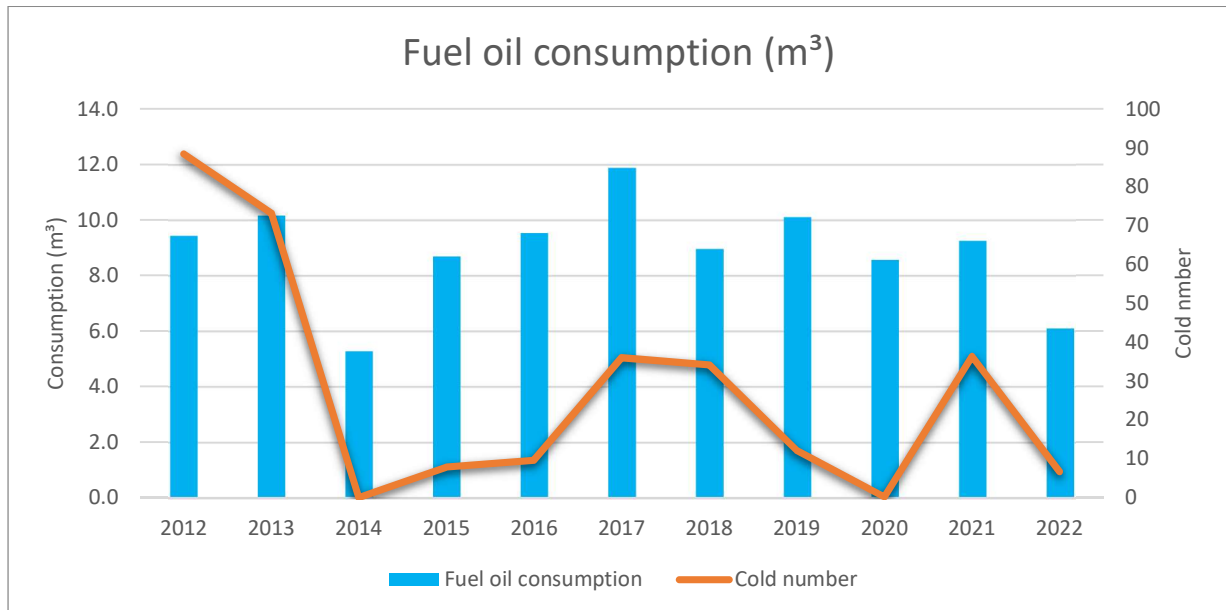
1.2 Fuel oil

Some offices are additionally heated with fuel oil on the coldest days during the winter.

The consumption will depend on how cold the winters were.

That's why the graph also shows the 'cold number'.

This is a great indication of how strong the winter was.



Historic actions:

2017: Installation of a heatpump in these offices.

Planned actions:

The office building will be renewed.

Target:

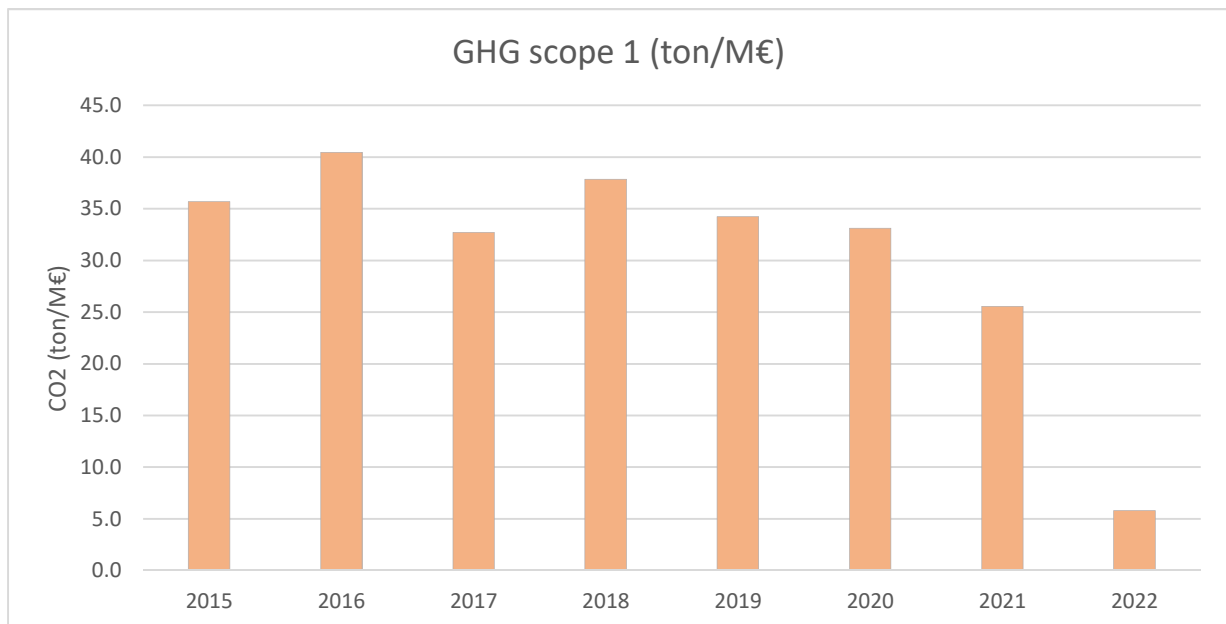
2030: 0m³

1.3 GHG scope 1

For 2022 the emissions of scope 1 have been reduced since our gas and fuel consumption were also lower. Also a lot of solar energy was transferred to the grid which also brought this down.

Target:

As we expect to grow over the coming years, our energy need will also grow. The biggest reduction in 2022 was accomplished by the surplus of solar energy. By 2030 this surplus will be much lower, which has an impact on our score. Overall we want to stay below 10 ton/M€, which is 70% less than 2020.

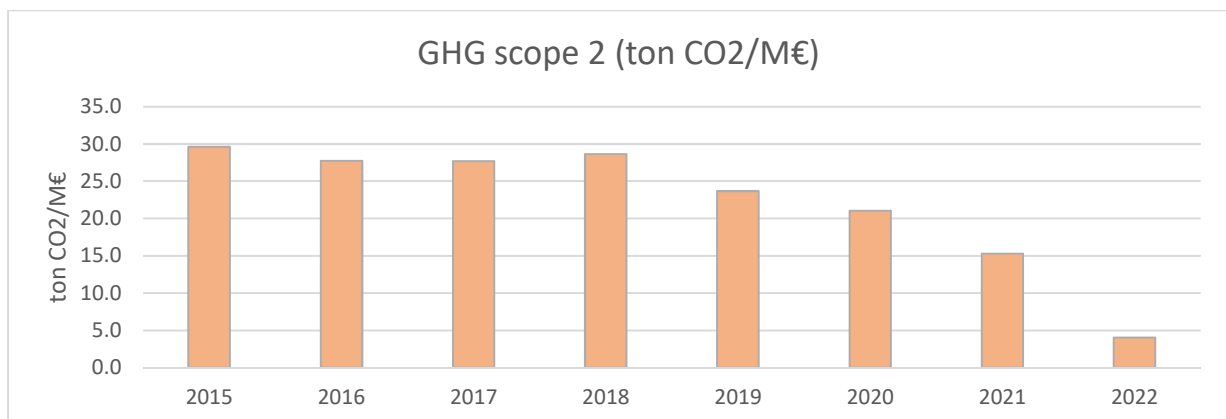
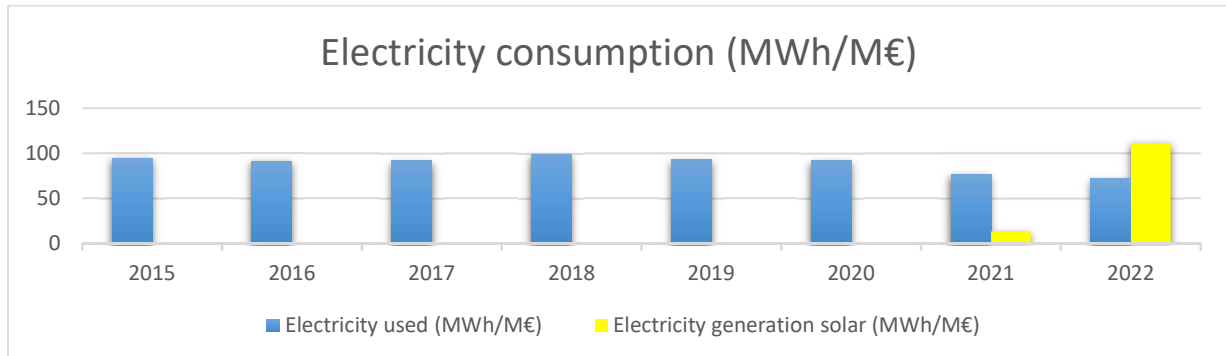


2. Indirect emissions

2.1 Electricity consumption

The graph below shows the amount of electricity that was consumed by Grada. In yellow it shows how much energy was produced by the solar panels.

For the coming years we expect a lower production of solar energy, since 2022 was more sunny as on average.



Historic actions:

2021: Installation solar panels

2022: Replace defect lighting with LED's.

Planned actions:

2023: Replace defect lighting with LED's.

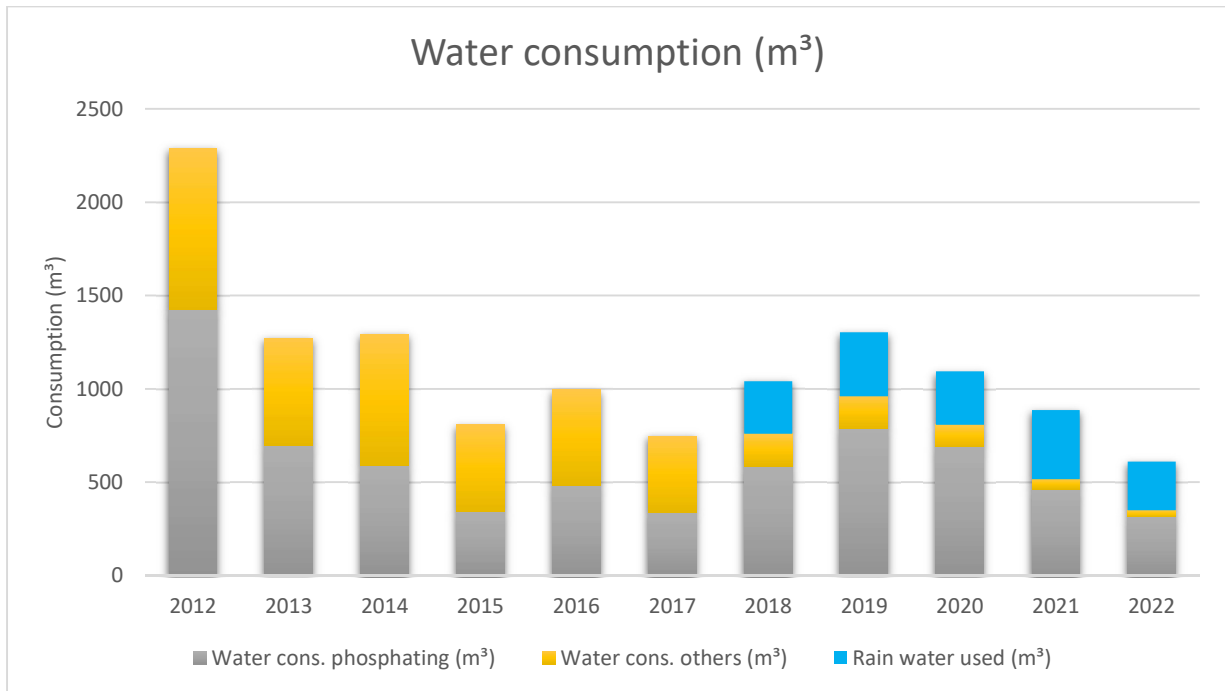
Target:

The demand for electricity will increase as company cars become electric and gas is replaced by electric heating. Despite this increase, our purchased electricity will become greener over the years.

2030: 3ton CO2/M€

3. Water

The 2 biggest consumers are the pretreatment for the powder coating and the toilets.
 Since 2018 the toilets use rain water.



Historic actions:

2018: Collector for rain water

Planned actions:

Research if rain water can be used for the pretreatment.

Target:

2030: 100m³

4. Waste

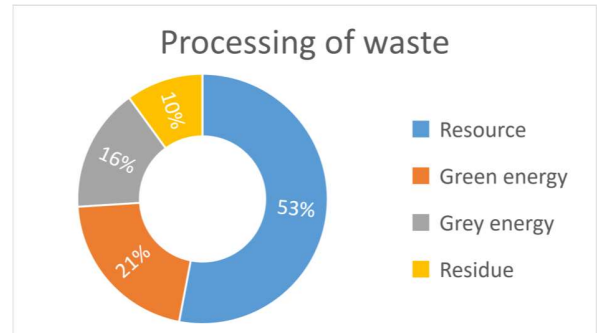
4.1 General waste

Residual waste, paper, cardboard, wood, dangerous goods, PMD are collected by Renewi.

In 2021 the total was 62.5 ton collected and in 2022 this was 51.5 ton.

This was a decrease of 18%.

The pie chart shows how these materials were processed.



4.2 Metals

Steel and aluminum are collected by Galloo.

Steel went from 280 ton to 267 ton.

Aluminum went from 52 ton to 49 ton.

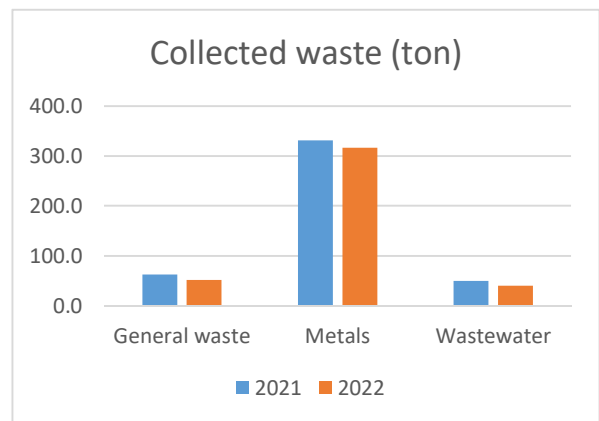
So both decreased by 5%.

4.3 Wastewater

Wastewater is collected by Romarco.

In 2021 they collected 50.2 ton and in 2022 40.5 ton.

A decrease of 18%.



Historic actions:

- 2022: - Full trucks aluminium → less damage
- Decreasing insulation waste
- Thinner steel plates

Planned actions:

Improving quality → less rework

Target:

By 2030 Grada wants to reduce the percentage of scrap steel (compared to bought steel) by 10%.